

الاسم: -----

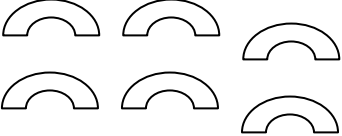
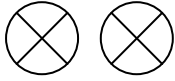


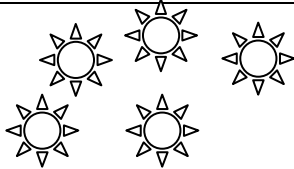

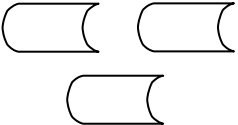
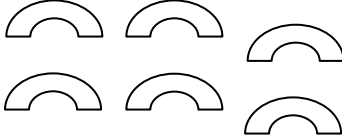
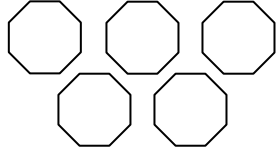


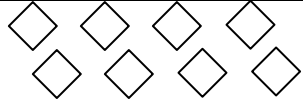

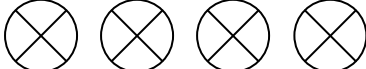
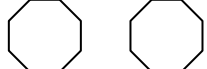
## أوراق عمل للصف الأول

التاريخ: -----

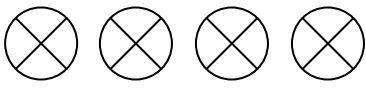
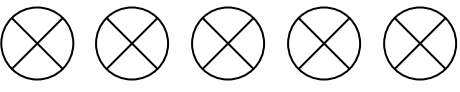


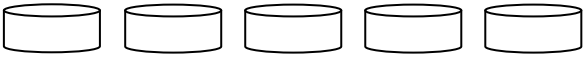
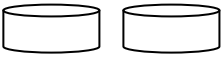




(1) لَوِّن مَرَبَعَاتٍ حَسَبِ الْعَدَدِ الْمَعْطَى: -

↑	1	2	3	4	5	6	7	8	9	10	↑

(2) لَوِّنِ الْكَمِيَّةَ الْمَلَائِمَةَ لِلْعَدَدِ فِي الْجَدْوَلِ التَّالِي: -

5			
7			
3			
8			
4			


(3) اجمع الكميات التالية واكتب العدد:-

 <input data-bbox="555 331 675 432" type="text" value="و"/>		
 <input data-bbox="531 477 651 577" type="text" value="و"/>		
 <input data-bbox="794 622 914 723" type="text" value="و"/>		
 <input data-bbox="746 768 866 869" type="text" value="و"/>		
 <input data-bbox="579 936 699 1037" type="text" value="و"/>		


(4) أخط بدائرة الأعداد الزوجية:-

1	2	3	4	5	6	7	8	9	10
---	---	---	---	---	---	---	---	---	----

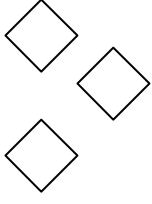
(5) أكمل رسم الكميات حتى تحصل على الكمية الملائمة للعدد المعطى:-



7



2



6

$2 + \underline{\quad} = 7$

$1 + \underline{\quad} = 2$

$3 + \underline{\quad} = 6$